

# BOTANICA

IN RECTIFIED & OUTDOOR

PORCELÁNICO  
PORCELAIN TILE

ANTI-BACTERIAL

Comfort floor  
CLASE I - R 9  
UNE 41901:2017 EX  
DIN 51130:2014  
BOTANICA ABEDUL - BOTANICA ALAMO  
BOTANICA GREY - BOTANICA MAPLE

fine RESISTANCE  
CLASE III - R 11  
UNE 41901:2017 EX  
DIN 51130:2014  
BOTANICA GREY ANTISLIP  
BOTANICA ALAMO ANTISLIP

FORMATO  
25 x 150 - 10" x 60"

PORCELÁNICO PORCELAIN TILE    RECTIFICADO RECTIFIED    DESTONIF. ARMONIOSO CONTROLLED DESTONIF.    DISEÑOS DIFERENTES DIFFERENT DESIGNS    RESIST. A LA HELADA FROST PROOF    RESIST. A ÁCIDOS Y BASES RESIST. TO ACIDS & BASES    SUPERFICIE MATE MATT SURFACE    SIN MANTENIMIENTO NO MAINTENANCE



## COLORES · COLORS



**BOTANICA GREY**  
25 x 150 (G 79) 10" x 60" **m**  
**BOTANICA GREY ANTISLIP**  
25 x 150 (G 80) 10" x 60" **m**



**BOTANICA ALAMO**  
25 x 150 (G 79) 10" x 60" **m**  
**BOTANICA ALAMO ANTISLIP**  
25 x 150 (G 80) 10" x 60" **m**



**BOTANICA ABEDUL**  
25 x 150 (G 79) 10" x 60" **m**



**BOTANICA MAPLE**  
25 x 150 (G 79) 10" x 60" **m**

## PELDAÑO ANGULAR 120 STEP 120



**PELDAÑO ANGULAR BOTANICA GREY**  
120 x 32/3 (G 72) 48" x 12,5"/1" ♦  
60 x 32/3 (G 73) 23,6" x 12,5"/1" ♦



**PELDAÑO ANGULAR BOTANICA ALAMO**  
120 x 32/3 (G 72) 48" x 12,5"/1" ♦  
60 x 32/3 (G 73) 23,6" x 12,5"/1" ♦




**PELDAÑO ANGULAR BOTANICA ABEDUL**  
120 x 32/3 (G 72) 48" x 12,5"/1" ♦  
60 x 32/3 (G 73) 23,6" x 12,5"/1" ♦




**PELDAÑO ANGULAR BOTANICA MAPLE**  
120 x 32/3 (G 72) 48" x 12,5"/1" ♦  
60 x 32/3 (G 73) 23,6" x 12,5"/1" ♦

## MARQUETRY VERSA-TILES DECOR STEP 120



**PELDAÑO MARQUETRY PARK SPIKE**  
120 x 32/3 (G 72) 48" x 12,5"/1" ♦  
60 x 32/3 (G 73) 23,6" x 12,5"/1" ♦




**PELDAÑO MARQUETRY PARK INSET**  
120 x 32/3 (G 72) 48" x 12,5"/1" ♦  
60 x 32/3 (G 73) 23,6" x 12,5"/1" ♦

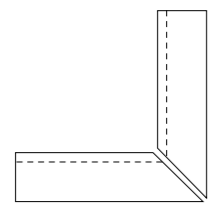
## PIEZAS ESPECIALES · SPECIAL PIECES

Disponible en todos los colores · Available in all colors

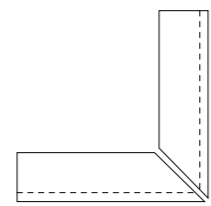
fine RESISTANCE ▶ R11 - Class III



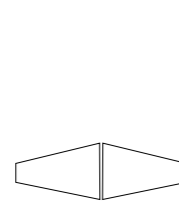
**PELDAÑO ANGULAR ANTISLIP**  
120 x 32/3 (G 72) 48" x 12,5"/1" ♦  
60 x 32/3 (G 73) 23,6" x 12,5"/1" ♦



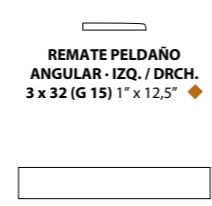
**ÁNGULO PELDAÑO 120. INT. ANTISLIP**  
120 x 32 x 45/3 (G 46 x 2)  
48" x 12,5" x 17,7"/1" ♦



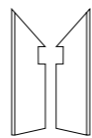
**ÁNGULO PELDAÑO 120. EXT. ANTISLIP**  
120 x 32 x 45/3 (G 46 x 2)  
48" x 12,5" x 17,7"/1" ♦



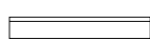
**ÁNGULO PELDAÑO ANG. ANTISLIP**  
32 x 45/3 (G 18 x 2PZ)  
12,5" x 17,7"/1" ♦



**FRONTAL BOTANICA**  
15 x 120 (G 74) 6" x 48" ♦



**ZANQUÍN - IZQ. / DRCH.**  
10 x 30 (G 13) 4" x 11,8" ♦



**ZÓCALO**  
10 x 75 (G 17) 4" x 30" ♦

## PACKING BASES

FORMATO	PULGADAS	PZ/CAJA	M²	CAJA/PLT	PESO/CAJA	PESO/PLT
25 x 150	10" x 60"	4	1,5	40	35	1,430

## PACKING PIEZAS ESPECIALES

FORMATO	PULGADAS	PZ/CAJA	ML	CAJA/PLT	PESO/CAJA	PESO/PLT
FRONTAL 15 x 120	6" x 48"	4	4,8	48	16,9	826
ZÓCALO 10 x 75	4" x 30"					
PELDAÑO ANG. 120 x 32/3	48" x 12,5"/1"	2	2,4	14	19,20	283,8
ANG. PELDAÑO 120 INT. 120 x 32 x 45/3	48" x 12,5" x 17,7"/1"	2	2,4	14	18	253
ANG. PELDAÑO 120 EXT. 120 x 32 x 45/3	48" x 12,5" x 17,7"/1"	2	2,4	14	18	253
ZANQUÍN 10 x 30	4" x 11,8"					
REMATE PELDAÑO 3 x 32	1" x 12,5"	20	6,4	60	3,5	219
ANG. PELD. ANG. 32 x 45/3	12,5" x 17,7"/1"	2	0,32	90	3,16	308