

CAPRICE

EVOLUTION
EXTRUDED PORCELAIN TILE


 VOLUMEN
VOLUME
 SUPERFICIE SATINADA
GLOSSY SURFACE

FORMATOS:
ENM. HEX. 45,5 x 20 - 17,7" x 8"
HEX. 13 x 11,4 - 5" x 4"
ESCAMA 12,7 x 6,2 - 5" x 2,5"




CON RELIEVE - EMBOSSED




CENTRO HEXÁGONO CAPRICE BIANCO
45,5 x 20 (G 31) 17,7" x 8" 



CENTRO HEXÁGONO CAPRICE NOTTE
45,5 x 20 (G 31) 17,7" x 8" 

SIN RELIEVE - SMOOTH




CAPRICE HEX. ENM. BIANCO SMOOTH
45,5 x 20 (G 31) 17,7" x 8" 

Varios DISEÑOS
Se suministran mezclados
Several DESIGNS
Supplied mixed




CAPRICE BIANCO SMOOTH
13 x 11,4 (G 50) 5" x 4" 



CAPRICE HEX. ENM. NOTTE SMOOTH
45,5 x 20 (G 31) 17,7" x 8" 

Varios DISEÑOS
Se suministran mezclados
Several DESIGNS
Supplied mixed




CAPRICE NOTTE SMOOTH
13 x 11,4 (G 50) 5" x 4" 

ESCAMA - SCALE



3 DISEÑOS DIFERENTES - Se suministran mezclados
3 DIFFERENTS DESIGNS - Supplied mixed



PACKING BASES

FORMATO	PULGADAS	PZ/CAJA	M²	CAJA/PLT	PESO/CAJA	PESO/PLT
HEX. 13 x 11,4	5" x 4"	36	0,4	98	9,14	909
HEX. 13 x 11,4 GRUESO	5" x 4"	26	0,29	98	9,2	916
ENM. HEX. 45,5 x 20	17,5" x 8"	5	0,455	112	10,1	1.145
ESCAMA 12,7 x 6,2	5" x 2,5"	51	0,401	78	10	780

CAPRICE

EVOLUTION
EXTRUDED PORCELAIN TILE

 **VOLUMEN**
VOLUME

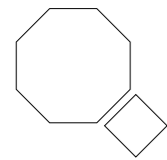
 **SUPERFICIE SATINADO**
GLOSSY SURFACE

FORMATOS:

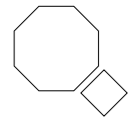
OCTG. 7 17 x 17 - 6,6" x 6,6"
TACO 7 x 7 - 2,7" x 2,7"
OCTG. 5 12,2 x 12,2 - 4,8" x 4,8"
TACO 5 x 5 - 2" x 2"
OCTG. 4 16,7 x 16,7 - 6,5" x 6,5"
TACO 4,8 x 4,8 - 2" x 2"



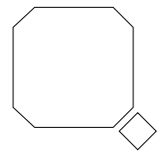
BASE - BASE



OCTG. 7 17 x 17 (G 06) 6,6" x 6,6"
TACO 7 x 7 (G 01) 2,7" x 2,7"





OCTG. 5 12,2 x 12,2 (G 03) 4,8" x 4,8"
TACO 5 x 5 (G 01) 2" x 2"




OCTG. 4 16,7 x 16,7 (G 06) 6,5" x 6,5"
TACO 4,8 x 4,8 (G 01) 2" x 2"


ENMALLADOS - ON A MESH





ENMALLADO OCTG. BIANCO -7 (17x17)
35 x 35 (G 50) 13,7" x 13,7" 





ENMALLADO OCTG. BIANCO -5 (12,2x12,2)
37 x 37 (G 52) 14,5" x 14,5" 





ENMALLADO OCTG. BIANCO -4 (16,7x16,7)
34 x 34 (G 51) 13,3" x 13,3" 




ENMALLADO OCTG. NOTTE -7 (17x17)
35 x 35 (G 50) 13,7" x 13,7" 



ENMALLADO OCTG. NOTTE -5 (12,2x12,2)
37 x 37 (G 52) 14,5" x 14,5" 



ENMALLADO OCTG. NOTTE -4 (16,7x16,7)
34 x 34 (G 51) 13,3" x 13,3" 

PACKING BASES

FORMATO	PULGADAS	PZ/CAJA	M ²	CAJA/PLT	PESO/CAJA	PESO/PLT
17 x 17	6,6" x 6,6"	31	0,74	72	17,15	1.250
12,2 x 12,2	4,8" x 4,8"	42	0,525	60	12,90	790
16,7 x 16,7	6,5" x 6,5"	31	0,727	72	16,90	1.235
ENM. OCT. 7 35 x 35	13,7" x 13,7"	7	0,86	56	15,35	878
ENM. OCT. 5 37 x 37	14,5" x 14,5"	7	0,96	56	21,7	1.235
ENM. IRREG. 34 x 34	13,3" x 13,3"	7	0,81	56	16,05	913

PACKING PIEZAS ESPECIALES

FORMATO	PULGADAS	PZ/CAJA	ML	CAJA/PLT	PESO/CAJA
TACO 7 x 7	2,7" x 2,7"	58	4,06	60	2,38
TACO 5 x 5	2" x 2"	90	4,5	60	2,10
TACO 4,8 x 4,8	2" x 2"	90	4,32	60	1,85

COMPOSICIÓN POR M ² :						
Caprice Octg. -7	17 x 17	35 Pz.	+	Taco Caprice	7 x 7	35 Pz.
Caprice Octg. -5	12,2 x 12,2	68 Pz.	+	Taco Caprice	5 x 5	68 Pz.
Caprice Octg. -4	16,7 x 16,7	36 Pz.	+	Taco Caprice	4,8 x 4,8	36 Pz.