



TIRA ENMALLADO TRABADA MATTONE



TIRA ENM. TRABADA MATTONE MILK
25 x 50 (G 17) 10" x 20"

Compuesta por: TIRA A-10 / B-10 / C-8 / D-10 / E-8



TIRA ENM. TRABADA MATTONE BEIGE
25 x 50 (G 17) 10" x 20"

Compuesta por: TIRA A-10 / B-10 / C-8 / D-10 / E-8



TIRA ENM. TRABADA MATTONE ASH
25 x 50 (G 17) 10" x 20"

Compuesta por: TIRA A-10 / B-10 / C-8 / D-10 / E-8



TIRA ENM. TRABADA MATTONE VALGE
25 x 50 (G 17) 10" x 20"



TIRA ENM. TRABADA MATTONE KULD
25 x 50 (G 17) 10" x 20"



TIRA ENM. TRABADA MATTONE VASK
25 x 50 (G 17) 10" x 20"




TIRA ENM. TRABADA MATTONE MUST
25 x 50 (G 17) 10" x 20"

TIRA ENMALLADO MATTONE


También disponible en MILK, BEIGE y ASH
Available in MILK, BEIGE y Rope ASH



TIRA ENM. MATTONE VALGE
25 x 50 (G 17) 10" x 20"



TIRA ENM. MATTONE KULD
25 x 50 (G 17) 10" x 20"



TIRA ENM. MATTONE VASK
25 x 50 (G 17) 10" x 20"




(Compuesta por: TIRA A-10 / B-10 / C-8 / D-10 / E-8)

(Composed by: TIRA A-10 / B-10 / C-8 / D-10 / E-8)



TIRA ENM. MATTONE MUST
25 x 50 (G 17) 10" x 20"

TIRA MATTONE



TIRA MATTONE
5 x 25 (G 03) 2" x 10"

A-8
VALGE
KULD
VASK
MUST

A-10
VALGE
KULD
VASK
MUST
MILK
BEIGE
ASH

TIRA MATTONE
5 x 25 (G 03) 2" x 10"

B-8
VALGE
KULD
VASK
MUST

B-10
VALGE
KULD
VASK
MUST
MILK
BEIGE
ASH

TIRA MATTONE
5 x 25 (G 03) 2" x 10"

C-8
VALGE
KULD
VASK
MUST
MILK
BEIGE
ASH

C-10
VALGE
KULD
VASK
MUST

TIRA MATTONE
5 x 25 (G 03) 2" x 10"

D-8
VALGE
KULD
VASK
MUST

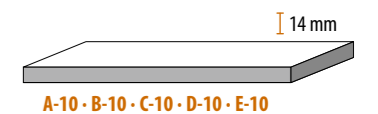
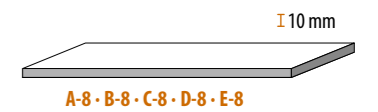
D-10
VALGE
KULD
VASK
MUST
MILK
BEIGE
ASH

TIRA MATTONE
5 x 25 (G 03) 2" x 10"

E-8
VALGE
KULD
VASK
MUST
MILK
BEIGE
ASH

E-10
VALGE
KULD
VASK
MUST

2 ESPESORES · 2 THICKNESS



PACKING BASES

FORMATO	PULGADAS	PZ/CAJA	M ²	CAJA/PLT	PESO/CAJA	PESO/PLT
25 x 50 LINEAL	10" x 20"	4	0,5	60	12,5	770
25 x 50 TRABADA	10" x 20"	4	0,5	40	12,5	520

PACKING BASES

FORMATO	PULGADAS	PZ/CAJA	M ²	CAJA/PLT	PESO/CAJA	PESO/PLT
5 x 25/8	2" x 10"	18	0,23	196	4,38	873
5 x 25/10	2" x 10"	14	0,18	196	5,56	1.104

MATSTONE

PAVIMENTO

EVOLUTION
EXTRUDED PORCELAIN TILE
Comfort floor
INTERIOR CLASE I
UNE. 41901:2017 EX

PAVIMENTO DE EXTERIOR
OUTDOOR FLOOR TILE
PAVIMENTO DE INTERIOR
INDOOR FLOOR TILE
SUPERFICIE SATINADO
GLOSSY SURFACE

RESISTENTE AL DESGASTE
WEAR RESISTANCE
RESIST. A LA HELADA
FROST PROOF
DESTONIFICADO ARMONIOSO
CONTROLLED DESTONIFICATION

FORMATOS
25 x 50 - 10" x 20"
21 x 36 - 8" x 14"




ENMALLADO MATSTONE



ESPIGA MATSTONE VALGE
21 x 36 (G 30) 8" x 14" ◆



ESPIGA MATSTONE KULD
21 x 36 (G 30) 8" x 14" ◆



ESPIGA MATSTONE VASK
21 x 36 (G 30) 8" x 14" ◆



ESPIGA MATSTONE MUST
21 x 36 (G 30) 8" x 14" ◆

También disponible en MILK, BEIGE y ASH
(Compuesta por: TIRA A-10 / B-10 / D-10)
Availables in MILK, BEIGE y Rope ASH
(Composed by: TIRA A-10 / B-10 / D-10)


ESPIGA MATSTONE



MATSTONE VALGE
25 x 50 (G 17) 10" x 20" ◆



MATSTONE KULD
25 x 50 (G 17) 10" x 20" ◆



MATSTONE VASK
25 x 50 (G 17) 10" x 20" ◆



MATSTONE MUST
25 x 50 (G 17) 10" x 20" ◆

También disponible en MILK, BEIGE y ASH
(Compuesta por: TIRA A-10 / B-10 / D-10)
Availables in MILK, BEIGE y Rope ASH
(Composed by: TIRA A-10 / B-10 / D-10)

PACKING BASES

FORMATO	PULGADAS	PZ/CAJA	M ²	CAJA/PLT	PESO/CAJA	PESO/PLT
PAV. 25 x 50	10" x 20"	5	0,625	60	12	740
PAV. 21 x 36	8" x 14"	5	0,38	60	9,1	560