

Pietra di
Firenze


fine **RESISTANCE**
R12 - CLASS III

EVOLUTI
EXTRUDED PORCELAIN TILE

AntiSlip


RESISTE LA FLEXIÓN 33 N/m2	RESISTE EL DESGASTE PEI (III - IV)	RESISTE EL RAYADO MOHS - 9	ANTIDESLIZANTE Class III - R12	ANTID. TORUS 0,88 - 0,85	MANCHAS Class 5 - Class A	ABSORCIÓN 0,1%	DILATACIÓN 6,5* 10 ⁻⁶ / °C

GRES EXTRUSIONADO PORCELÁNICO PORCELAIN EXTRUDED TILE	PAV. DE EXTERIOR OUTDOOR FLOOR TILE	SUPERFICIE MATE SURFACE MATT	SIN MANTENIMIENTO NO MAINTENANCE	RES. A ÁCIDOS Y BASES RES. TO ACIDS AND BASES	RES. A LA HELADA FROST PROOF	DESTONIFICADO ARMONIOSO CONTROLLED DESTONIFICATION




COLORES · COLORS

fine **RESISTANCE** ▶ R12 - Class III




PIETRA DI FIRENZE ALBINO
30 x 60 (G 56) 11,8" x 23,6" m²




PIETRA DI FIRENZE NOCCIOLA
30 x 60 (G 56) 11,8" x 23,6" m²




PIETRA DI FIRENZE GIADA
30 x 60 (G 56) 11,8" x 23,6" m²




PIETRA DI FIRENZE NEBBIA
30 x 60 (G 56) 11,8" x 23,6" m²




PIETRA DI FIRENZE NERO
30 x 60 (G 56) 11,8" x 23,6" m²




PIETRA DI FIRENZE ALBINO
30 x 30 (G 25) 11,8" x 11,8" m²




PIETRA DI FIRENZE NOCCIOLA
30 x 30 (G 25) 11,8" x 11,8" m²



PIETRA DI FIRENZE GIADA
30 x 30 (G 25) 11,8" x 11,8" m²



PIETRA DI FIRENZE NEBBIA
30 x 30 (G 25) 11,8" x 11,8" m²



PIETRA DI FIRENZE NERO
30 x 30 (G 25) 11,8" x 11,8" m²

PACKING BASES

FORMATO	PULGADAS	PZ/CAJA	M ²	CAJA/PLT	PESO/CAJA	PESO/PLT
30 x 60	11,8" x 23,6"	6	1,08	48	24,82	1,205
30 x 30	11,8" x 11,8"	11	1	72	20,27	1,474
ENM. 30 x 30	11,8" x 11,8"	11	1	72	18,36	1,336

PACKING PIEZAS ESPECIALES

FORMATO	PULGADAS	PZ/CAJA	ML	CAJA/PLT	PESO/CAJA	PESO/PLT
ANG. PELD. 33 x 46/4	13" x 18"/1,5"	2	0,33	90	3,46	325
PELD. CURVO 30 x 33/4	11,8" x 13"/1,5"	4	1,2	54	11,94	660
VIERTEAGUAS 15 x 30/4	5,9" x 11,8"/1,5"	14	4,2	36	20,54	760
ZANQUÍN 9 x 30	3,5" x 11,8"	30	9	56	16,24	924
ZÓCALO 9 x 30	3,5" x 11,8"	30	9	56	19,6	1,112

ENMALLADOS · ON A MESH

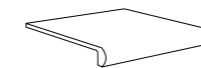
Disponible en todos los colores · Available in all colors



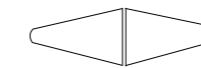
ENMALLADO PIETRA DI FIRENZE
30 x 30 (G 17) 11,8" x 11,8" m²

PIEZAS ESPECIALES · SPECIAL PIECES

Disponible en todos los colores · Available in all colors



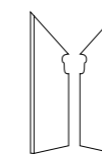
PELDAÑO CURVO
30 x 33/4 (G 17) 11,8" x 13"/1,5"




ÁNGULO PELDAÑO
33 x 46/4 (G 19 x 2PZ) 13" x 18"/1,5"



VIERTEAGUAS
15 x 30/4 (G 12) 5,9" x 11,8"/1,5"



ZANQUÍN - IZQ. / DCHA.
9 x 30 (G 10) 3,5" x 11,8"



ZÓCALO
9 x 30 (G 06) 3,5" x 11,8"

