

# NATUCER

CERÁMICA NATURAL

# NATUCER


NATUCER, S.L. C/ Les Forques, 2 · 12200 Onda [Castellón] Spain · Apdo. nº 6  
Tel.: + [34] 964 60 40 66 [8 líneas] · Fax: + [34] 964 77 16 10 · [www.natucer.es](http://www.natucer.es)  
[Dpto. Cont. y Admon.]: [natucer@natucer.es](mailto:natucer@natucer.es) · Fax: + [34] 964 77 16 10  
[Dpto. Comercial Nac.]: [nacional@natucer.es](mailto:nacional@natucer.es) · Fax: + [34] 964 60 24 25  
[Dpto. Comercial Exp.]: [comercial@natucer.es](mailto:comercial@natucer.es) · Fax: + [34] 964 77 16 10  
[Dpto. Técnico y Lab.]: [laboratorio@natucer.es](mailto:laboratorio@natucer.es)

[www.natucer.es](http://www.natucer.es)

NOVELTIES CERSAIE'19

# 30<sup>TH</sup> ANNIVERSARY NATUCER

**NATUCER** celebrates its 30th anniversary. 30 years of history featured by passion for ceramic. 30 years in which Natucer has evolved, combining traditional ceramic with the application of new technological processes. Developing a quality and differentiated product based on design, the study of shapes, and a special feeling for details.







IN &  
OUT

# PARK 20x120

IN & OUT SOLUTION 8"x48"

PORCELÁNICO  
PORCELAIN TILE



ANTI-  
BACTERIAL

A bigger size for a greater space. Skylines with no limits, offering new unlimited projects. 20x120 Natural or Antislip finish, extending the indoor look to exterior applications.

## IN & OUTDOOR RECTIFIED

CLASE I - R 9  
UNE, ENV 12633:2003  
DIN 51130:2004



Comfort floor



CLASE III - R 11  
UNE, ENV 12633:2003  
DIN 51130:2004



fine RESISTANCE



RECTIFIED



18 DISEÑOS DIFERENTES  
18 DIFFERENT DESIGNS

NATUCER



# TECH PARK OUTDOOR 30x90

11,8"x35,4"

14 mm  
ESPESOR  
THICKNESS

EVOLUTION  
EXTRUDED PORCELAIN TILE

AntiSlip

ANTI-  
BACTERIAL

**TECH PARK** provides the highest efficiency for urban spaces, residential areas and outdoor spaces, with high traffic and technical requirements.

## Perfect finish

TECH PARK offers a whole range of special pieces for swimming-pools, ensuring those areas with high humidity or pronounced slopes.

CLASE III - R 11  
UNE. ENV 12633:2003  
DIN 51130:2004  
fine **RESISTANCE**



18 DISEÑOS DIFERENTES  
18 DIFFERENT DESIGNS

NATUCER





# PARK 21x60

OUTDOOR 8"x23,6"



NATUCER





# TUCSON 80x80

IN & OUTDOOR 31,5"x31,5"

PORCELÁNICO  
PORCELAIN TILE

ANTI-BACTERIAL

The essence of stone on big size 80x80. **TUCSON** offers 4 neutral colours: white, grey, natural and iron, with a very detailed design, and 2 different finishes: natural and antislip.

CLASE I - R 9  
UNE. ENV 12633:2003  
DIN 51130:2004




Comfort floor




80x80 • 31,5"x31,5"

CLASE III - R 11  
UNE. ENV 12633:2003  
DIN 51130:2004



fine **RESISTANCE**



80x80 • 31,5"x31,5"

NATUCER



# TECH TUCSON

## OUTDOOR 30x90

11,8"x35,4"

EVOLUTION  
EXTRUDED PORCELAIN TILE

AntiSlip

ANTI-BACTERIAL

**TECH TUCSON** combines the strength and beauty of stone in order to offer outdoor solutions. A unique product, with big size and unique colour harmony. Pieces with irregular edge and great definition.

CLASE III - R 11  
UNE, ENV 12633:2003  
DIN 51130:2004



fine **RESISTANCE**



NATUCER







# BELLA

SIZES:

**7,5x15 cm / 3"x6"**

**7,5x30 cm / 3"x12"**

**Hexagon 18x20,5 cm / 7"x8"**

**BELLA** series bets for a new ceramic concept combining flat and pillow shaped pieces.

The micro-craquelé effect provides added value to the line, creating a nice artisanal feeling in every single piece.



**7,5x15 cm**

**Pasta Blanca**

**EFFECT**  
MICRO CRAQUELÉ

**PILLOW EFFECT**

**7,5x30 cm**

**Hexagon 18x20,5 cm**

**EVOLUTION**  
EXTRUDED PORCELAIN TILE

# NATUCER





**BELLA**

7,5x30 · 3"x12"  
Hex. 18x20,5 · 7"x8"

**NATUCER**



# CONVEX MIX

SIZE:  
**5x25 cm / 2"x10"**

**CONVEX MIX** reinforces Convex series with a new range of colours, more contemporary and with a fine shade variety. The highlighted blending combined with the volume effect of each piece create outstanding visual effects.



 **White Body**

NATUCER







**CONVEX MIX**  
5x25 · 2"x10"

NATUCER





# ZELLIGE

SIZE:  
**6,2x25 cm / 2"x10"**

**ZELLIGE** series features by its modern shape and its soft, elegant chromatic range. The glossy finish highlights the irregularities on every piece, providing a totally artisanal look.



**White Body**

NATUCER





NATUCER



**ZELLIGE**  
6,2x25 · 2"x10"



# POOL

SIZE:

**10x10 cm / 4"x4"**

**ENM. 30,5x30,5 cm / 11,8"x11,8"**

**POOL** series is a 10x10 porcelain tile with glossy finish. Presenting a high level of blending in all the colours, this shade variety provide personality to each space.

The collection is complemented with a range of special pieces perfect for the constructive requirements on swimming-pools, bath areas, benches, stairs, etc.



**EVOLUTION**  
EXTRUDED PORCELAIN TILE

**fineRESISTANCE**

**ANTI-BACTERIAL**

**AntiSlip**

## NATUCER

